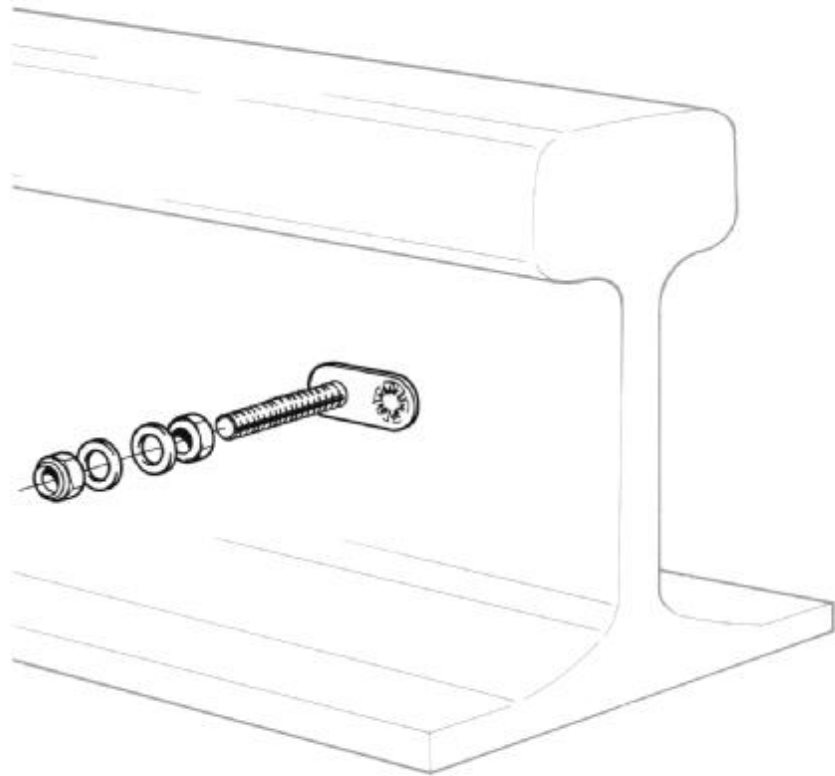
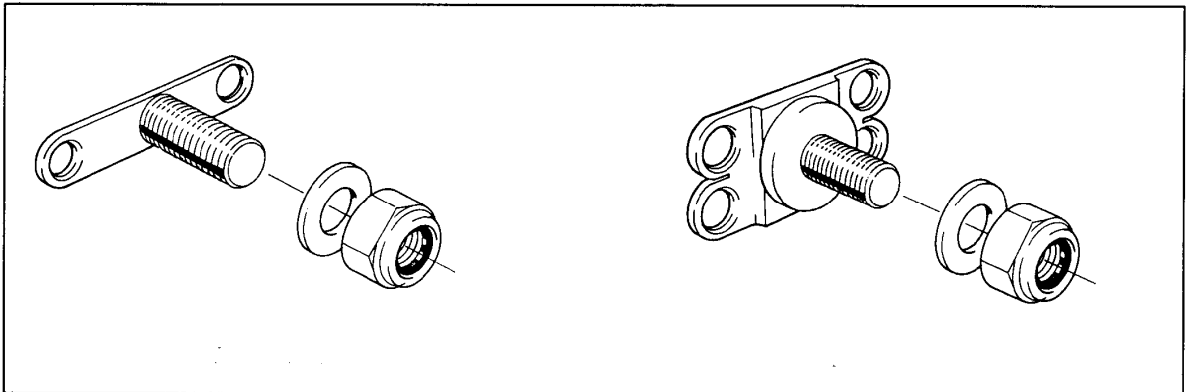


T-CONNECTORS



T-connectors

The T-connector provides a means of making a screw connection direct to the rail. It consists of a copper plate with a threaded connection stud. The connector is brazed into place using brazing pins. This type of connector is used wherever a removable connection is wanted. The T-connector can be supplied complete with a nut and washer made of stainless steel. Consult the table on the choice of a suitable alternative.

We reserve the right to make technical changes

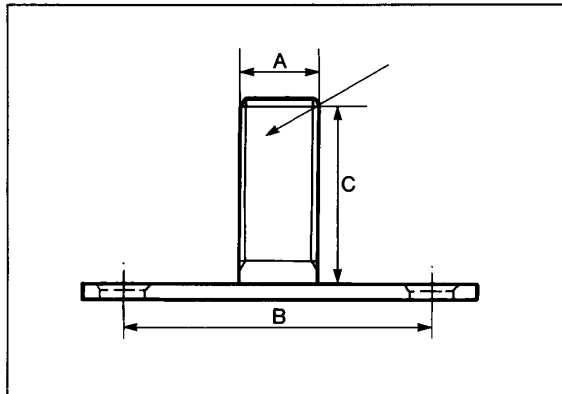


Fig. 1

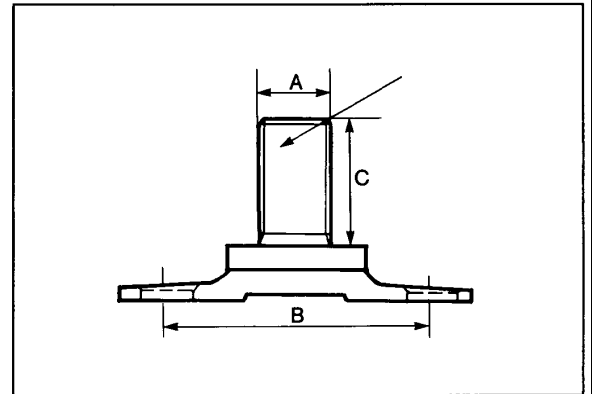




Fig. 2

Fig.	#				Stud material		Brazing pin	Remarks
		A	B	C				
1	278 190 2950	M8	60	16	Brass	50	F	
1	278 190 3070	M12	60	30	Brass	50	F	
1	278 190 3540	M12	60	30	Steel	50	F	
1	278 190 3910	M12	54	26	SS	25	G	
2	278 190 3950	M12	54	26	SS	10	G	
2	278 190 3990	M12	54	26	SS	10	G	*
1	278 190 2960	M16	60	37	Brass	50	F	
1	278 190 3730	M16	54	26	SS	25	G	
2	278 190 3650	M16	54	26	SS	10	G	
2	278 190 3550	M16	54	26	SS	10	G	*
2	278 190 3900	M16	54	32	SS	10	G	
2	278 500 0220	M16	54	32	SS	10	G	*
	278 190 5174	M6		32	SS	100	F	*

* Nut with washer

F = 270 075 1210 or 278 190 4320

G = 270 075 1630 or 278 190 4350

We reserve the right to make technical changes